



AUCD

ASSOCIATION OF UNIVERSITY CENTERS ON DISABILITIES

RESEARCH, EDUCATION, SERVICE

Public Opinion on Disability Issues

Celinda Lake

April 12, 2016

Lake Research Partners

Washington, DC | Berkeley, CA | New York, NY

LakeResearch.com

202.776.9066



Views of the ADA



A majority of Americans across ages have heard about the Americans with Disabilities Act

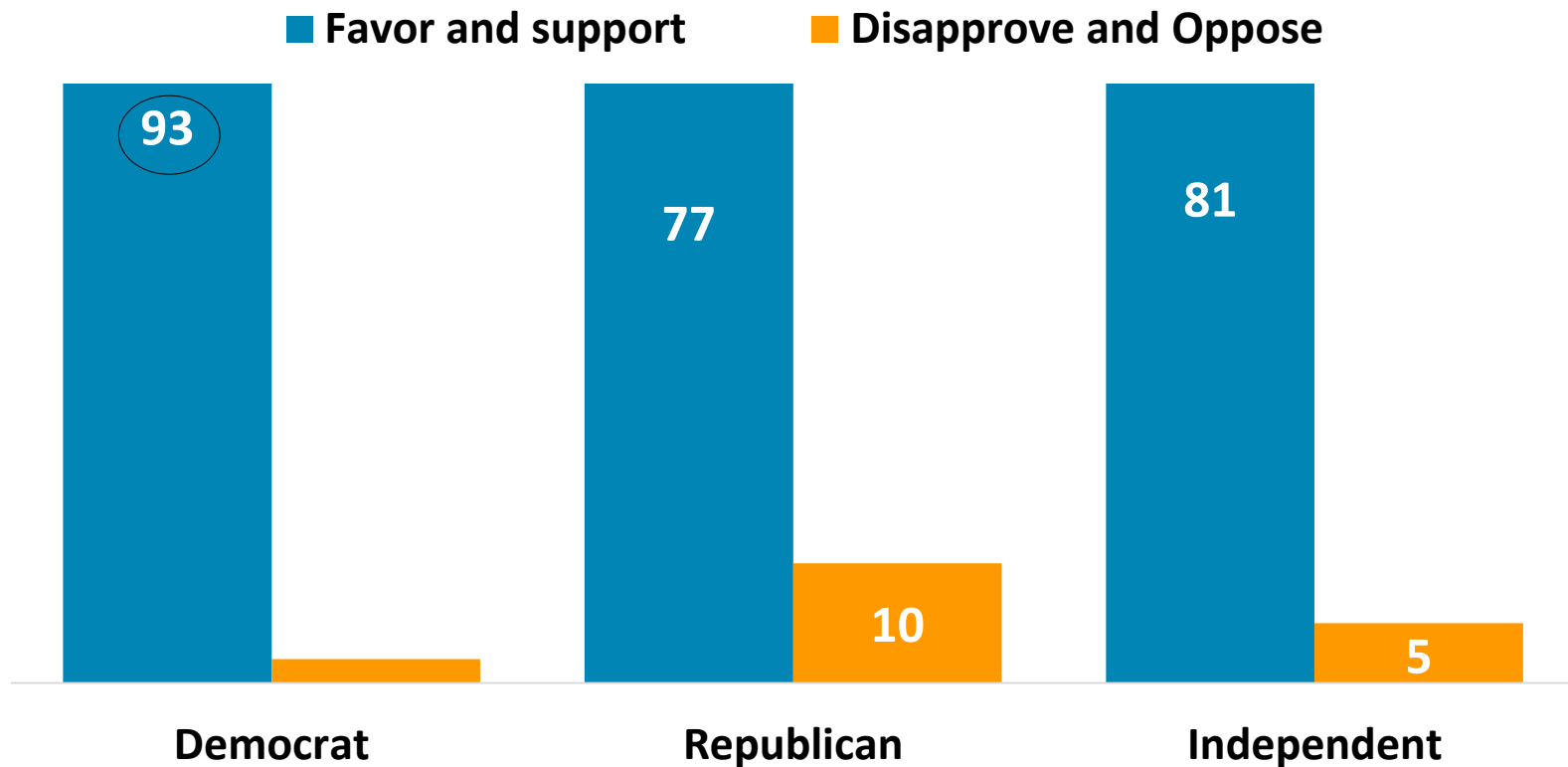
Have you seen, heard or read anything about a law called the Americans with Disabilities Act – which helps, supports and protects people with disabilities – or not?”

	Total	Age				Disabilities in HH		
		18-35	36-50	51-69	70+	Self	Other in HH	No
Yes	70	62	68	78	73	73	73	67
No	20	25	21	16	19	18	19	22
DK/Ref	10	12	11	7	9	8	9	12

The Harris Poll, N=2200 U.S. adults online, June 17-22, 2015

Overwhelmingly, a majority of Americans, regardless of party affiliation, who have heard of the ADA support it.

Overall, do you favor and support the Americans with Disabilities Act of disapprove and oppose it?
[Asked of those who have seen, heard, or read anything about the ADA.]



Maslansky + Partners, N=1008 disabled adults by telephone and online, May-June 2013

Voters overwhelmingly support many provisions of the ADA

Of the key provisions of the Americans with Disabilities Act below, do you support or not support each one?	Support	Oppose	DK/Ref
Public places like restaurants, hotels, theaters, stores, and museums may not discriminate against customers on the basis of disability	90	3	7
Employees may not discriminate against someone who is qualified to do a job just because they have a disability	88	4	8
New public transportation vehicles must be made accessible to people with disabilities	83	4	12
Employers with more than 15 employees must make reasonable accommodations for employees with disabilities	75	8	16

Voting

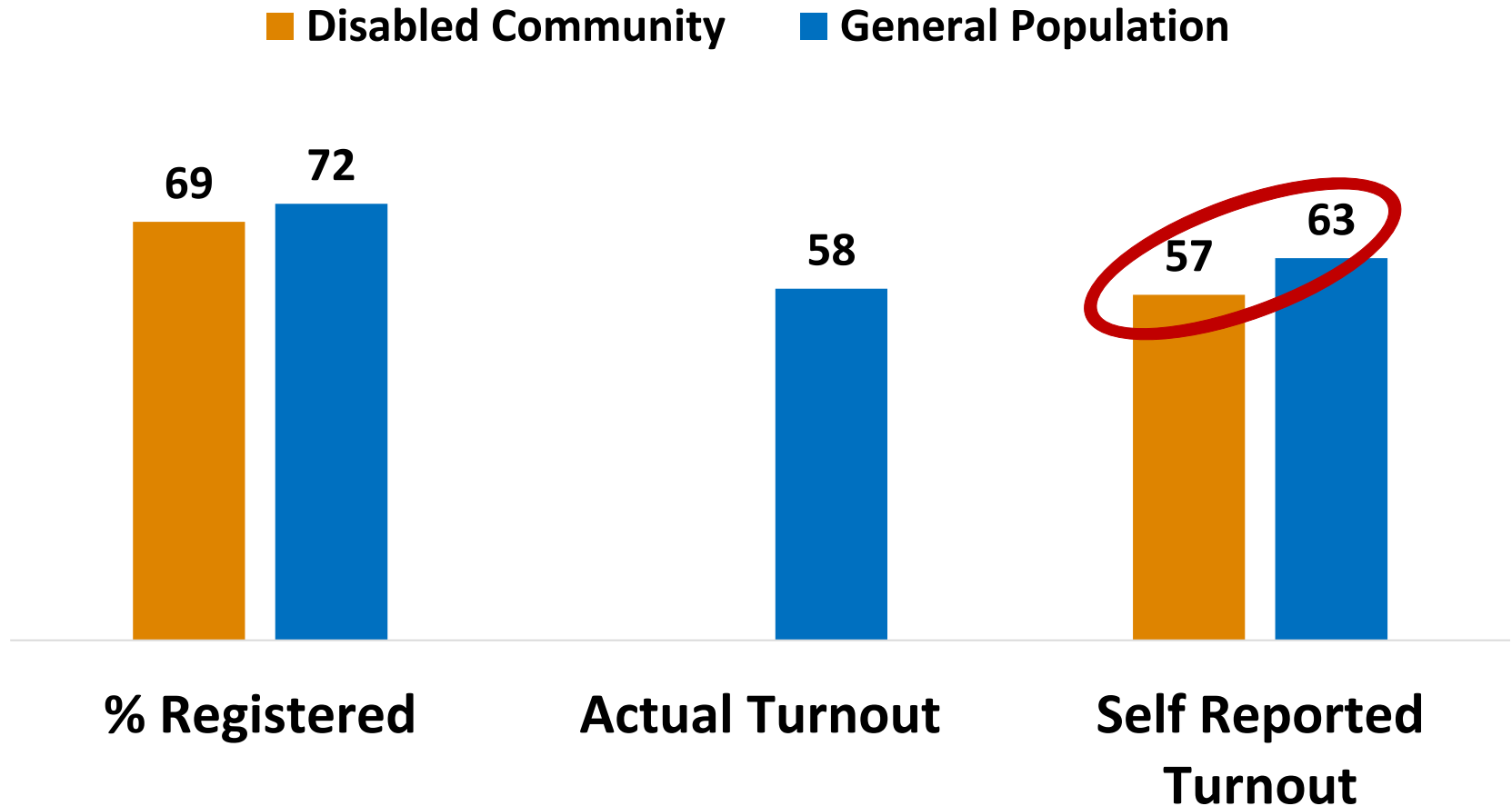


1 in 5 disabled Americans faced barriers while voting in the 2012 election, with most citing transportation difficulties

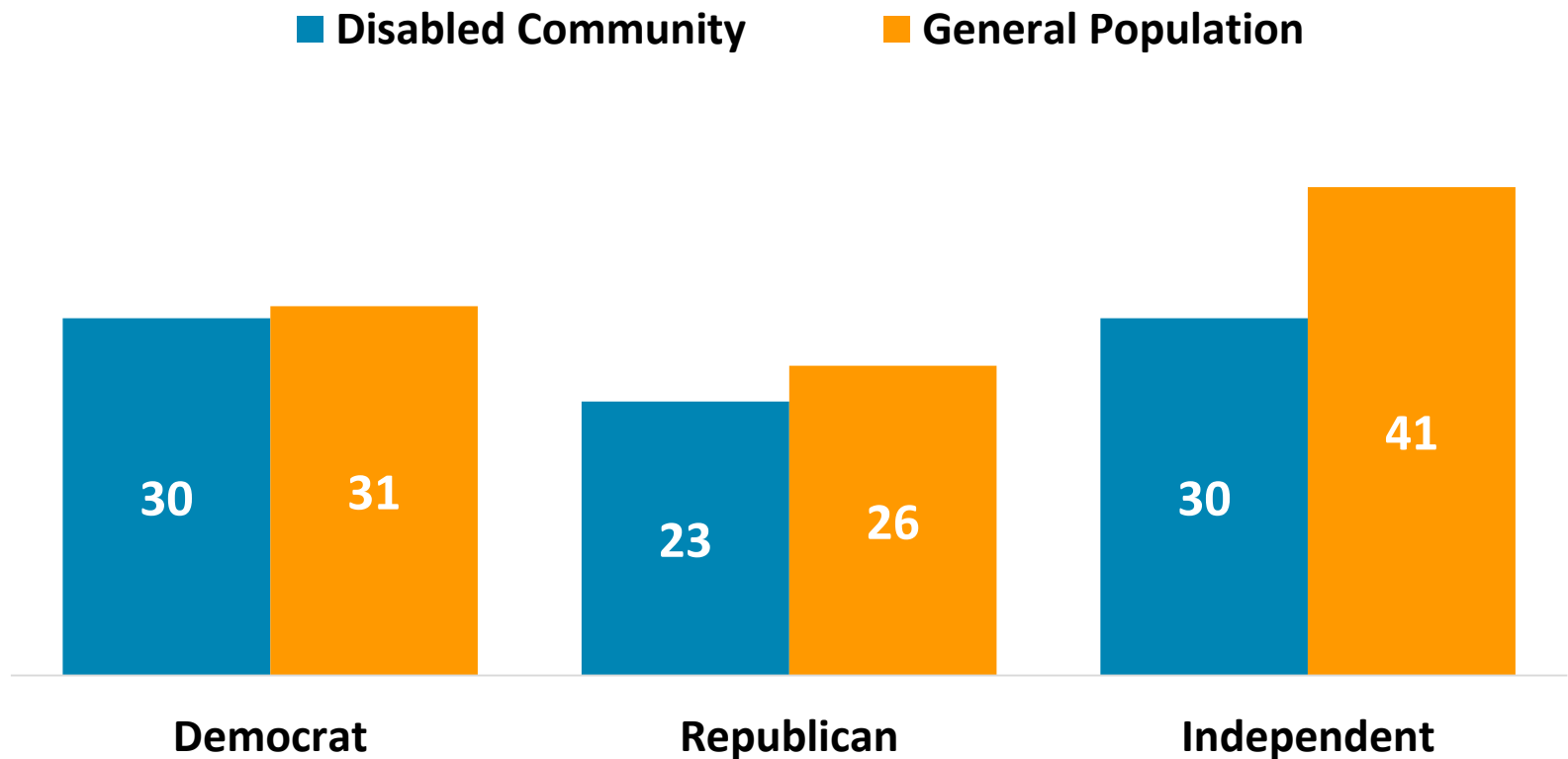
What was the biggest barrier you faced? [Among those who said they faced a barrier to voting in 2012]

	Total
Transportation issues	26%
Trouble accessing a voting facility	17%
Cognitive barriers to voting or understanding voting options	14%
Difficulty with voting technology	12%
Issues with proper identification	9%
Difficulty using a mail-in ballot	8%
Other	15%

Barriers to voting likely impact turnout among disabled Americans, who trail the general population by 6 points in self-reported turnout.



Disabled voters are somewhat more likely to be Democrats or independents than they are to be Republicans.



Maslansky + Partners, N=1008 disabled adults by telephone and online, May-June 2013

They care about candidates' records on supporting the disabled community

- 84% of disabled Americans “say a candidate’s record on supporting services and programs for people with disabilities is important” (43% say very important).

Disabled voters across political affiliations would vote for candidates who want to improve services for people with disabilities and oppose those who want to cut existing services.

If a candidate you supported was in favor of significant cuts to existing government services for people with disabilities or other chronic conditions, would you consider voting against them?

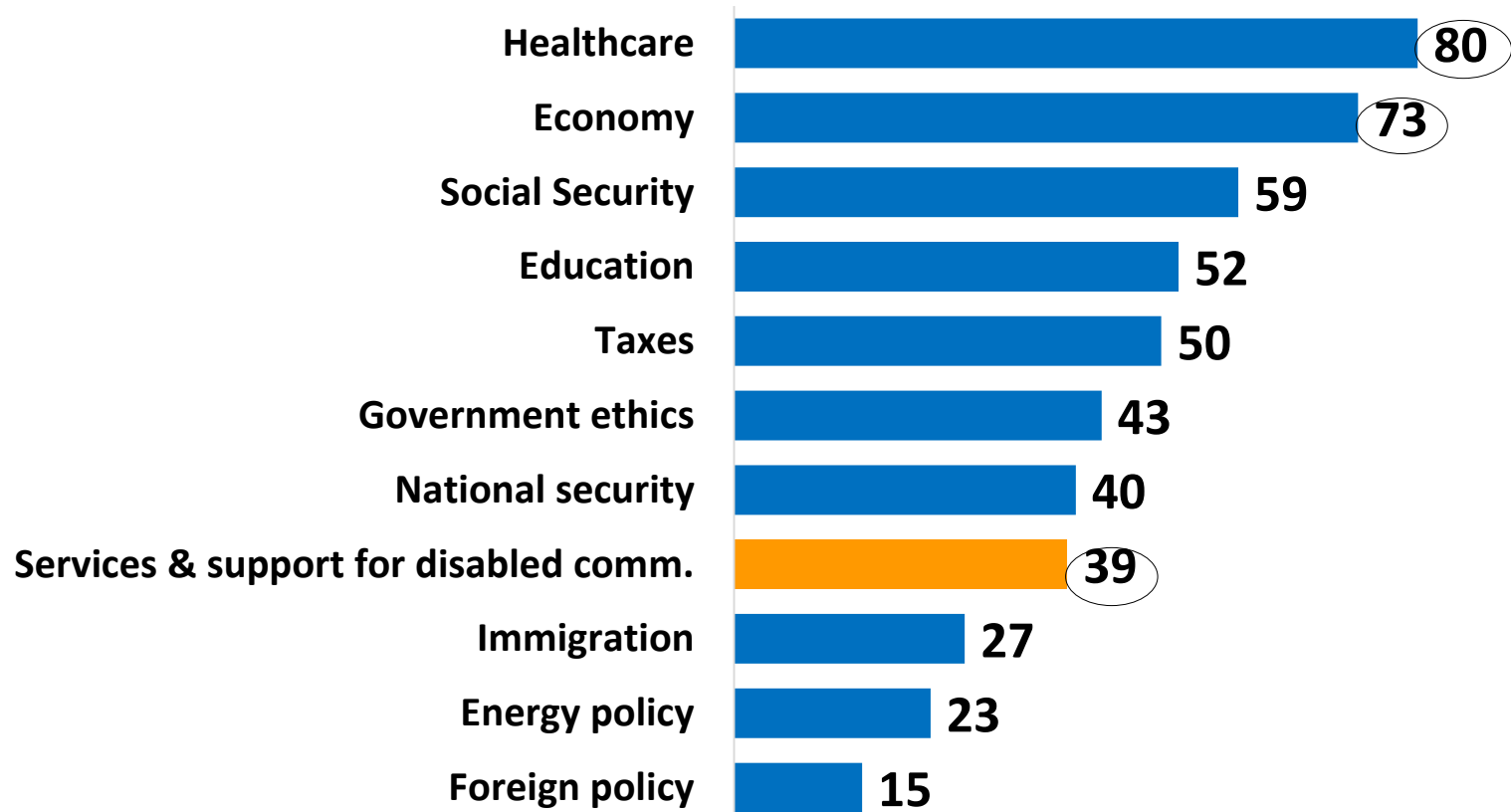
	Total	Republican	Democrat	Independent
Consider Voting Against	87%	86%	89%	88%

How likely would you be to actively support a candidate who was working to strengthen government services and supports for people with disabilities or other chronic conditions?

	Total	Republican	Democrat	Independent
Likely to Support	85%	84%	90%	85%

Disabled voters focus on what all voters focus on. Healthcare is an especially significant concern, and national security is less of a concern.

Please rank the top five issues in order of important to you in determining how you will vote in the next national election.



Disabled voters give Congress poor marks for trying to improve the lives of disabled Americans, while viewing President Obama's efforts more favorably, but still there is significant room for growth.

Do you approve or disapprove of the job Congress is doing to improve the lives of people with disabilities or other chronic conditions?

	Total
Approve	21%
Disapprove	43%
Don't know/Unsure	36%

Do you approve or disapprove of the job President Obama is doing to improve the lives of people with disabilities or other chronic conditions?

	Total
Approve	41%
Disapprove	31%
Don't know/Unsure	28%

Employment



Rising Unemployment Rates Among Disabled Population

- According to the U.S. Department of Labor, the January unemployment rate for people with disabilities is at 10.8%. This rate is more than double that of people without disabilities; this number fell as low as 4.9%
- As a result, the disabled population is increasingly likely to experience persistent poverty (defined as continuous poverty over a 24-month period) according to the 2010 Census.
- Federal officials have only been tracking the unemployment rates among people with disabilities since October 2008, and as such, there is not yet enough data to account for seasonal trends.

Unemployment Rate	
Disabled	Gen Pop
10.8%	4.9%

Large companies are more likely to employ people with disabilities compared to smaller companies.

Percent of companies currently employing people with disabilities, by company size and industry

Company Size	Percent
All companies (5 or more employees)	19.1
Small (5-14 employees)	10.7
Medium (15-249 employees)	22.6
Large (250 or more employees)	53.1

Older Americans are more likely than younger Americans to see some ADA requirements as burdensome.

% Agree	Total	Age				Disabilities in HH		
		18-35	36-50	51-69	70+	Self	Other in HH	No
A person should be required to disclose any disability during the job interview process.	66	55	64	74	82	61	60	71
A company should not be required to accommodate existing disabilities that were not disclosed during the interview process.	48	40	43	56	57	45	44	51
The ADA puts too much of a burden on small companies.	45	38	39	51	60	44	42	47
The ADA goes against the idea of treating everyone equally.	28	32	25	25	30	28	31	27

The Harris Poll, N=2200 U.S. adults online, June 17-22, 2015

Companies express financial and logistical concerns about hiring people with disabilities. Fewer cite attitudes as a barrier.

Q. I am now going to describe several factors in hiring people with disabilities that we often hear from employers. How much of a challenge are the following factors to your company in *hiring* people with disabilities?

Challenge	All Companies	Small (5-14)	Medium (15-249)	Large (250 or more)
Nature of the work	72.6	73.7	72.4	67.1
Not knowing how much accommodation will cost	63.7	63.9	63.5	63.4
Cannot find qualified people with disabilities	63.6	61.7	65.1	68.0
Actual cost of accommodating disability	61.6	63.0	60.9	57.1
Concern about cost of workers compensation premiums	47.4	54.8	43.3	22.8
Concern about the cost of healthcare coverage	46.2	52.6	42.0	27.8
Fear of litigation	40.6	45.0	38.0	26.6
Lack of knowledge or information	39.7	39.4	39.2	44.3
Attitudes of customers	34.3	35.8	31.7	38.3
Discomfort or unfamiliarity	32.2	34.5	29.9	29.5
Attitudes of coworkers	29.1	28.1	29.7	32.0
Attitudes of supervisors	20.3	17.8	21.1	32.1

Many government strategies are popular with voters. Smaller companies say tax credits would be most helpful. Large companies say developing a targeted recruitment campaign would help.

Q. I will read you a few strategies that some companies have used when hiring people with disabilities. For each, please tell me if these strategies would be helpful in reducing barriers to hiring people with disabilities into your company.

Strategy	All Companies	Small (5-14)	Medium (15-249)	Large (250 or more)
Employer tax credits and incentives	69.2	82.8	67.0	23.7
Disability awareness training	64.3	80.8	61.2	32.1
Visible top management commitment	64.2	81.2	61.5	32.1
Mentoring	63.4	78.8	60.9	29.5
Assistive technology	61.1	79.2	58.1	36.5
Using a specialized recruiting source	60.8	78.0	57.7	35.2
Flexible work schedule	60.0	73.7	57.7	27.7
Training existing staff	57.9	73.5	55.5	32.5
On-site consultation or technical assistance	57.1	71.6	54.9	30.4
Short-term on the job assistance with job coach	54.3	72.3	51.3	40.9
Developing a targeting recruitment program	50.7	73.8	46.9	57.5
Centralized accommodations fund	47.1	61.9	44.8	38.3
Reassignment	40.1	58.4	37.1	57.2

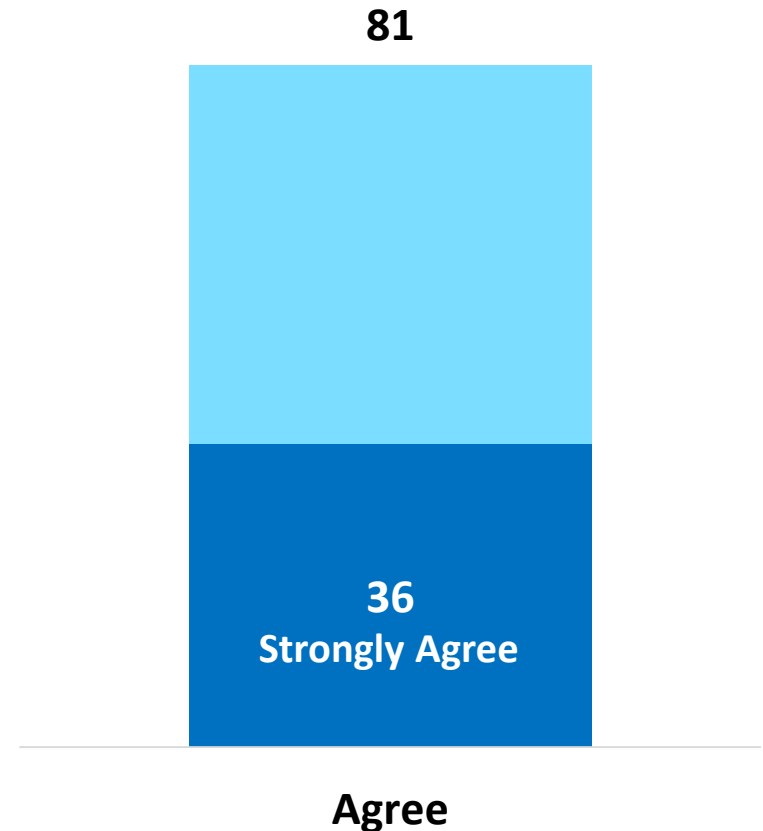
Social Security Medicare Healthcare



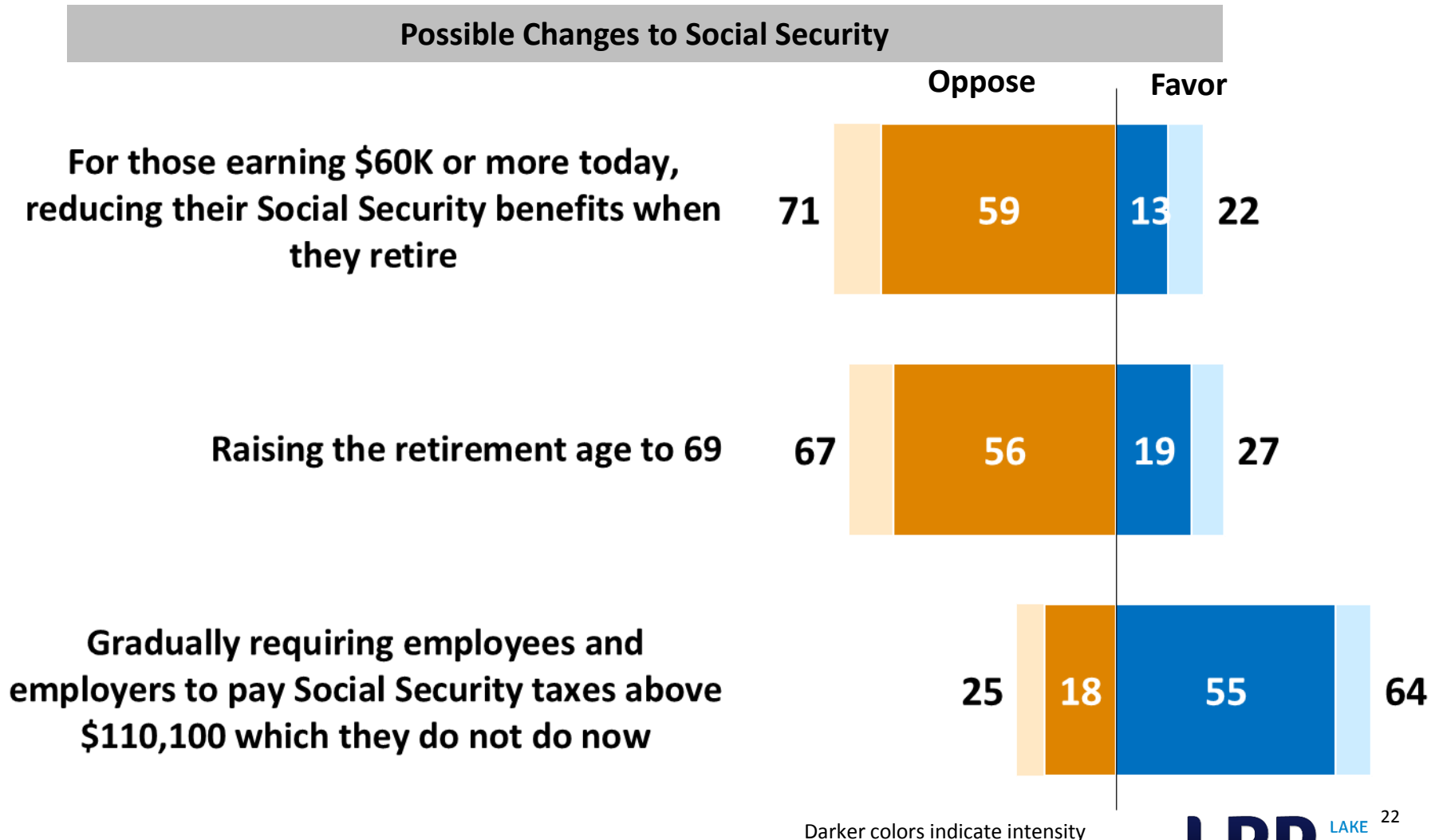
Voters support Social Security Disability Insurance at strong levels

Do you agree or disagree with the following statement?

“I don’t mind paying Social Security taxes because it provides security and stability to millions of retired Americans, disabled individuals, and the children and widowed spouses of deceased workers.”

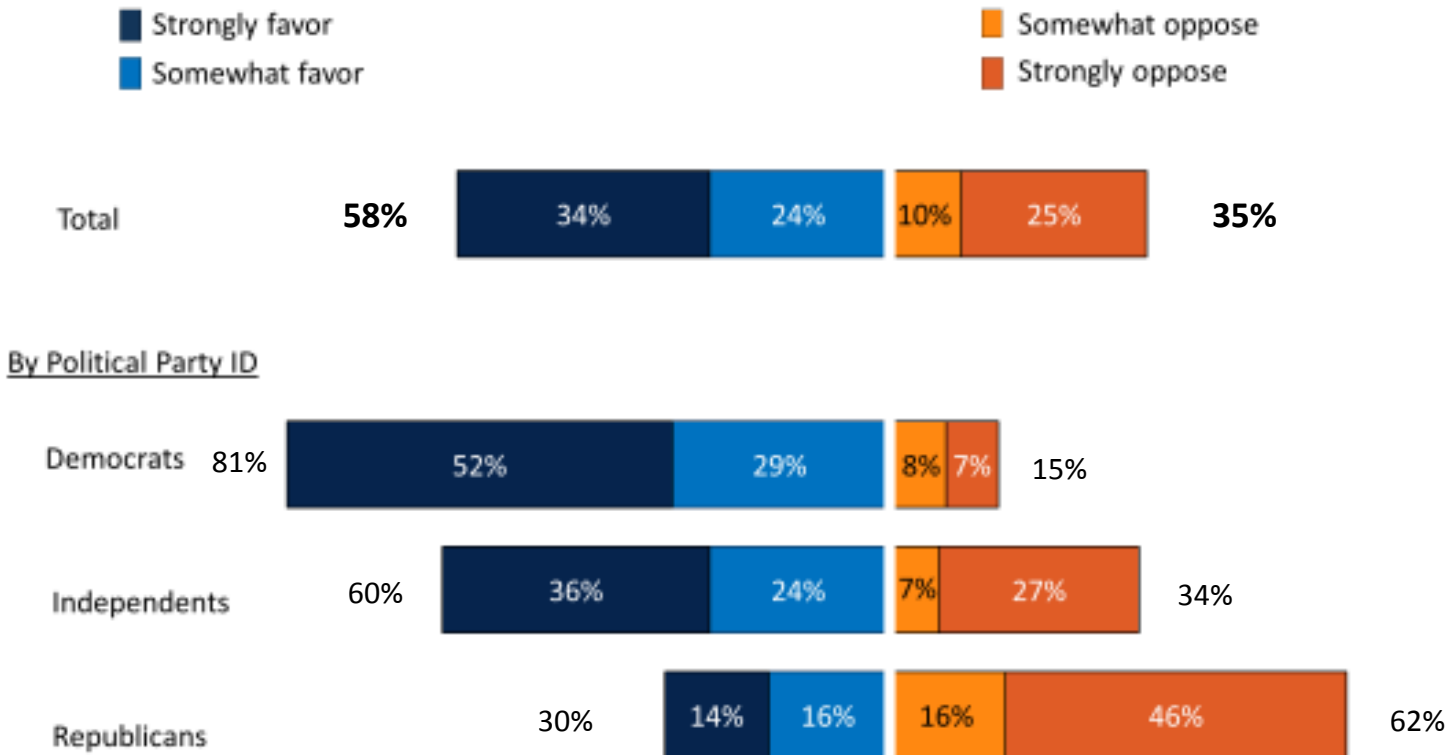


Voters strongly oppose proposals that would reduce Social Security benefits, and strongly support increasing the cap on Social Security for higher income earners.



Democrats and Independent voters support a Medicare-for-all insurance plan.

Now, please tell me if you favor or oppose having a national health plan in which all Americans would get their insurance through an expanded, universal form of Medicare-for-all?



NOTE: Don't know/Refused responses not shown.

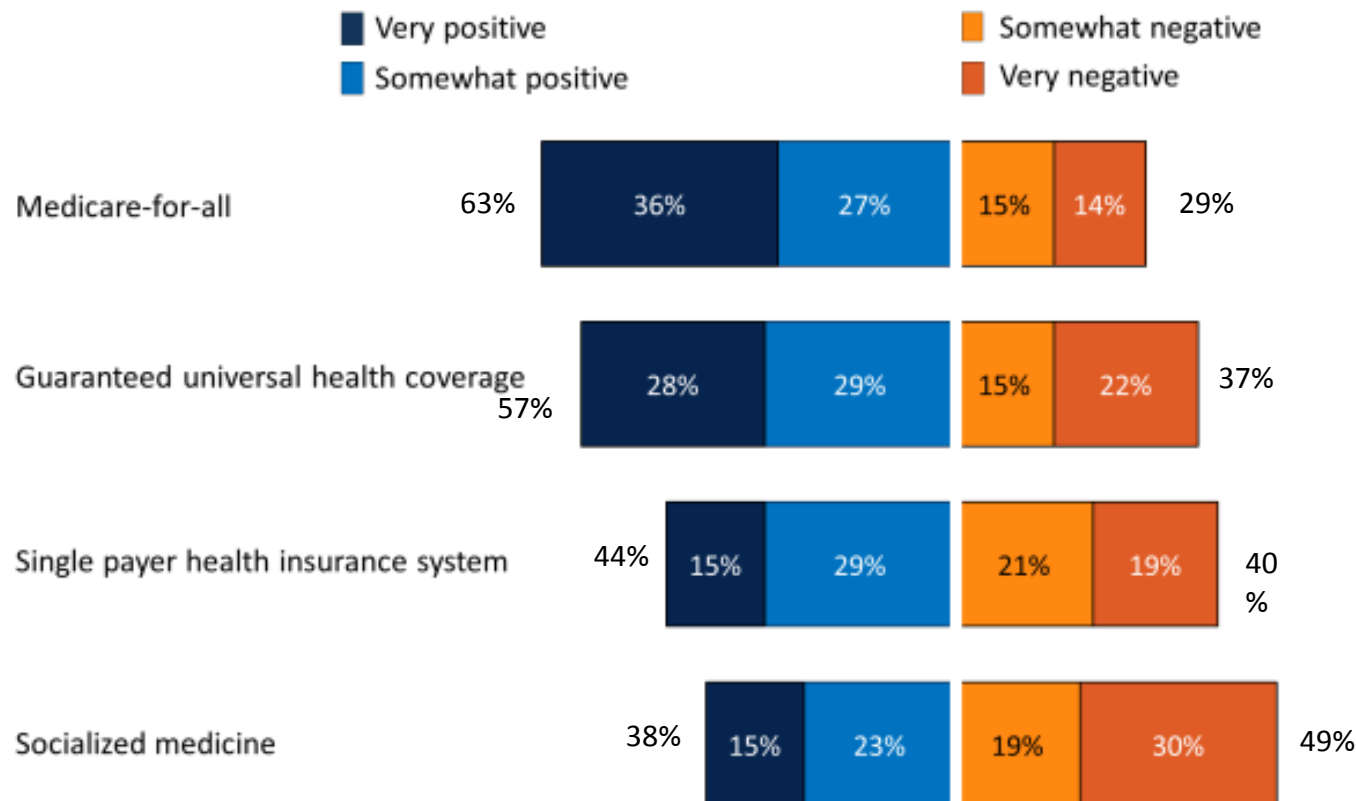
SOURCE: Kaiser Family Foundation Health Tracking Poll (conducted December 1-7, 2015)

N=1,202 adults nationwide by telephone



Creating health insurance for everyone is most popular when called Medicare for all, highlighting how popular Medicare is.

Please tell me if you have a positive or negative reaction to each term.



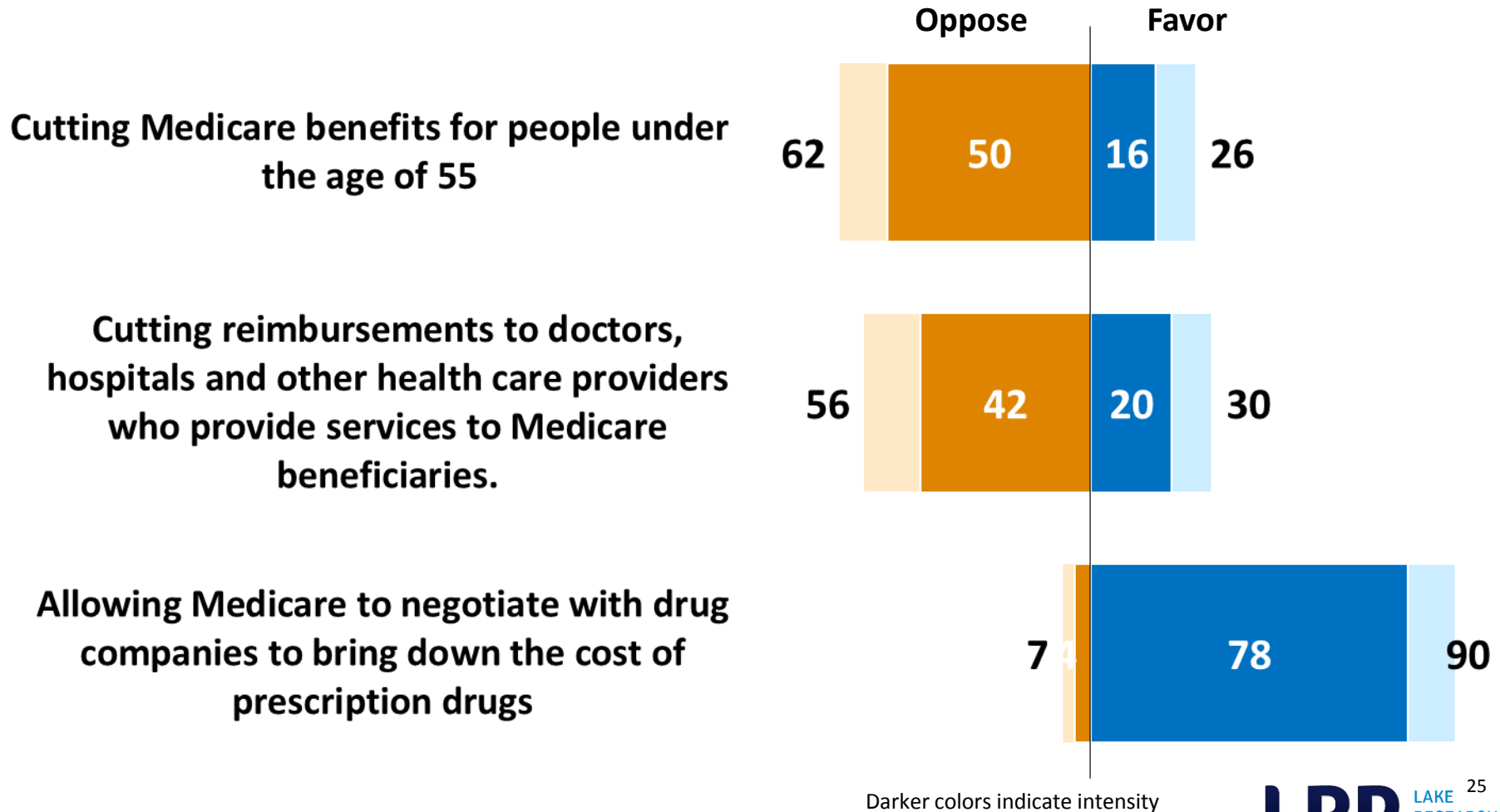
NOTE: Neutral/Neither positive or negative (Vol.) and Don't know/Refused responses not shown.

SOURCE: Kaiser Family Foundation Health Tracking Poll (conducted February 10-18, 2016)

N=1,202 adults nationwide by telephone

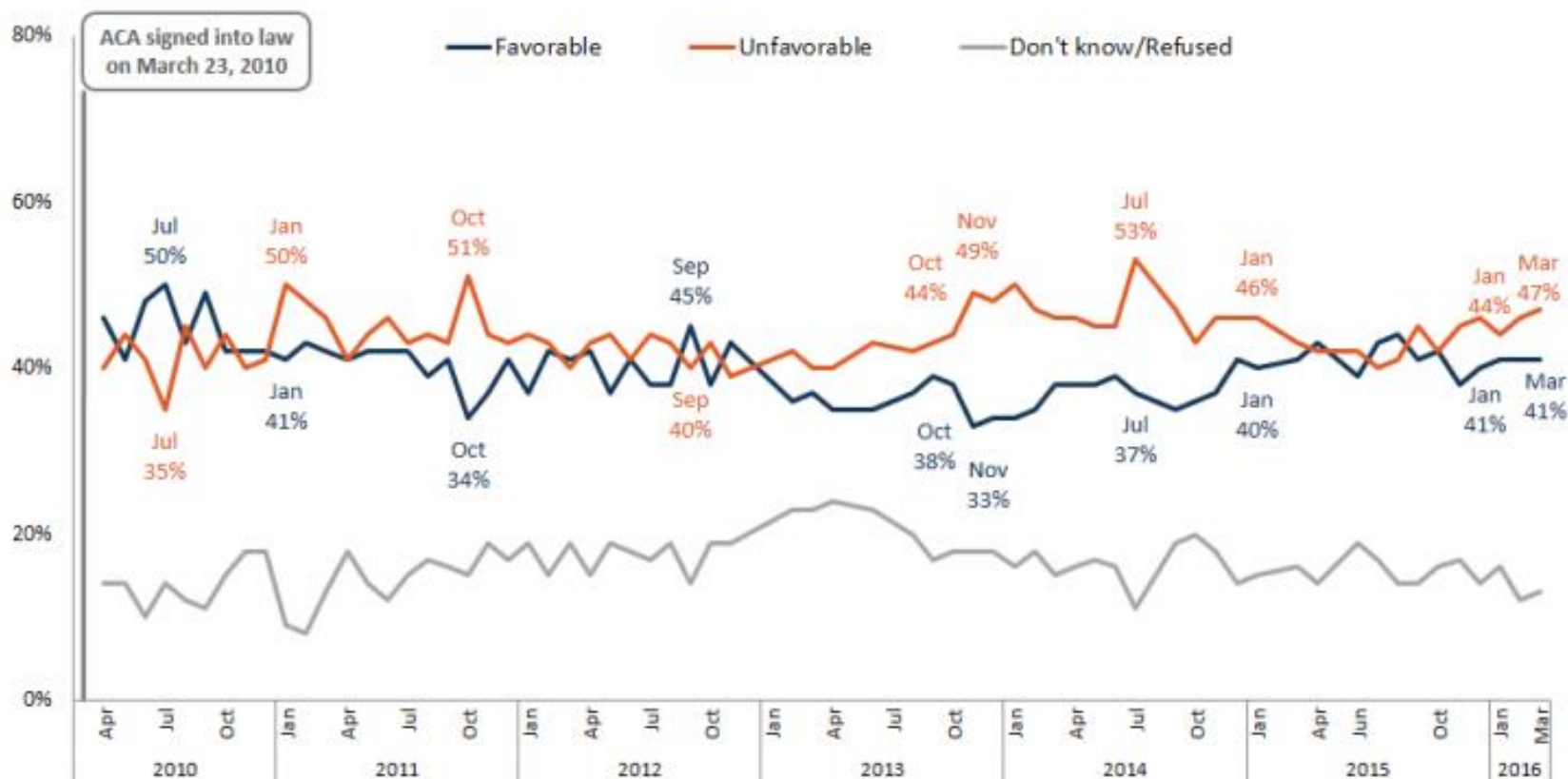
Voters overwhelmingly want Medicare to negotiate lower prescription drug prices, and strongly oppose cutting benefits or reimbursements to doctors.

Possible Changes to Medicare



Voters remain divided on the ACA

As you may know, a health reform bill was signed into law in 2010. Given what you know about the health reform law, do you have a generally favorable or generally unfavorable opinion of it?



NOTE: Data not collected for Dec 2012, Jan 2013, May 2013, Jul 2013, Aug 2014, Feb 2015, May 2015, and Jul 2015.

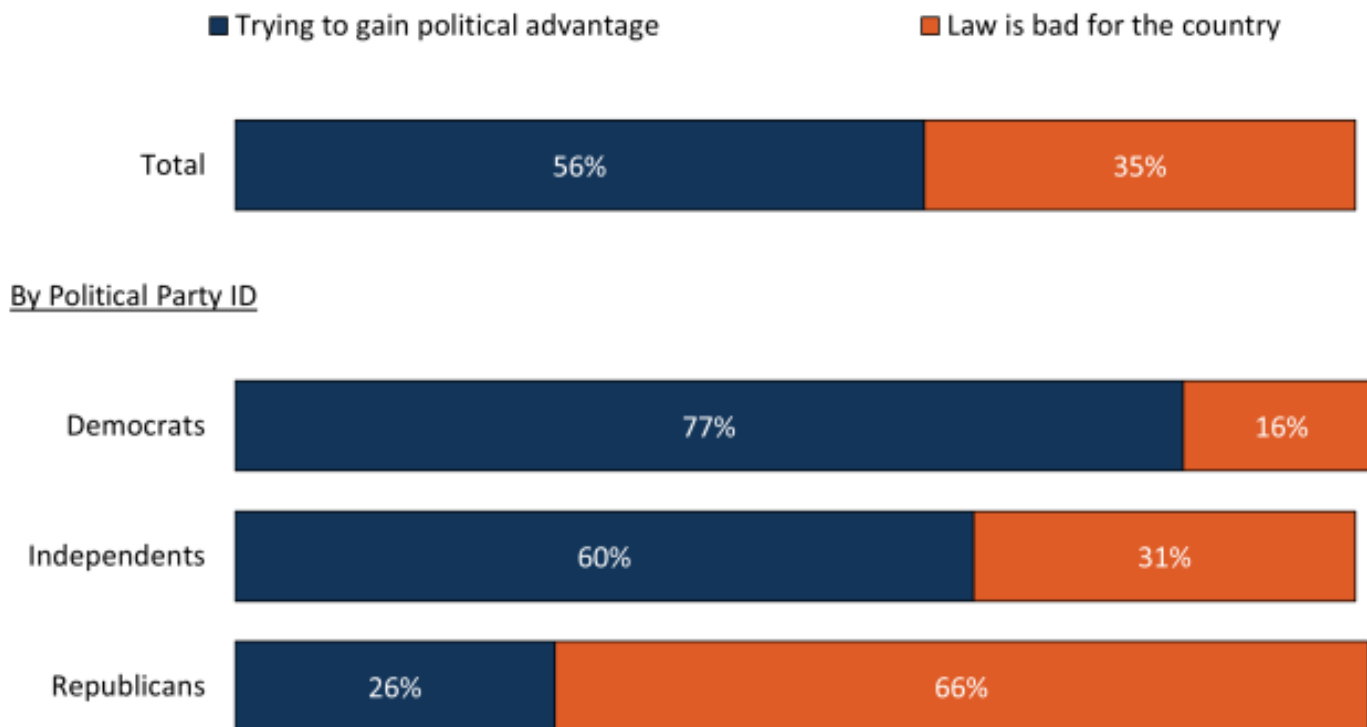
SOURCE: Kaiser Family Foundation Health Tracking Polls



N=1,204 adults nationwide by telephone

Democrats and Independent voters think that Republicans in Congress are trying to gain political advantage when they vote to repeal the ACA

When Republican lawmakers recently voted to repeal the health care law, do you think they did so more because they are trying to gain political advantage or more because they believe the law is bad for the country?



NOTE: Both equally (Vol.), Other/Neither (Vol.) and Don't know/Refused responses not shown.

SOURCE: Kaiser Family Foundation Health Tracking Poll (conducted January 13-19, 2016)

N=1,204 adults nationwide by telephone

Summary

- Americans feel favorable toward the ADA
- Nevertheless, discrimination still exists in the workplace and a percentage of the disabled population faces difficulty while voting
- Disabled people care about many of the same issues as the general population
- Voters strongly support Social Security Disability Insurance and strongly oppose proposals that would reduce Social Security benefits.

LRP

LAKE
RESEARCH
PARTNERS

Strategy • Precision • Impact



Washington, DC | Berkeley, CA | New York, NY

LakeResearch.com

202.776.9066

Celinda Lake

clake@lakeresearch.com